



# rhyme

Modular Seating



## About Rhyme

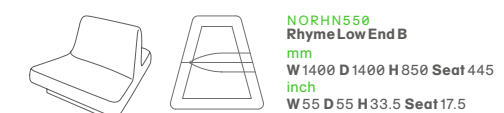
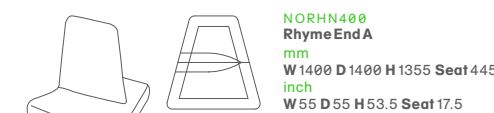
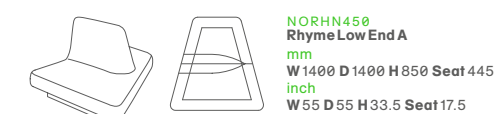

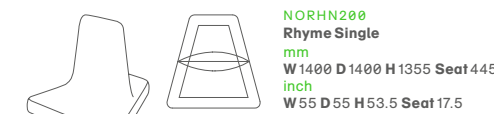


Rhyme is a modular seating system that transforms the landscape within an atrium, creating ad-hoc zones or being used as an island, making it a striking choice for educational spaces, shopping centres or large public areas. Each of the nine pieces within the range are fully upholstered, with the same trapezoid footprint to allow for easy planning.

## Compliance

- SCS Indoor Advantage™ Gold Certificate
- FSC®certified products available upon request
- naughtone is FISP and ISO14001 certified
- Our seating is designed to meet or exceed all EN performance requirements per BS EN 16139:2013
- Health Product Declaration (HPD) reports available

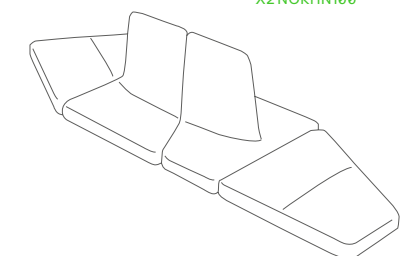
## Sizes

All dimensions quoted are rounded to the nearest 5mm or nearest 1/2 inch



## Example

Rhyme configuration  
X2 NORHN500  
X2 NORHN100



## Plinth Finishes



Black / White Powder Coated Plinth Standard  
RAL9006 Silver Powder Coated Plinth

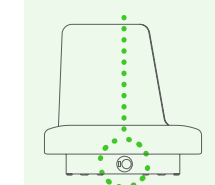
## Other Options



Plinth Infill Panel to match Plinth colour

## Power and Data

Power unit is installed in the centre of the plinth



## Power and Data options available Please specify

- S 1x power small side
- L 1x power large side
- B 2x power both sides



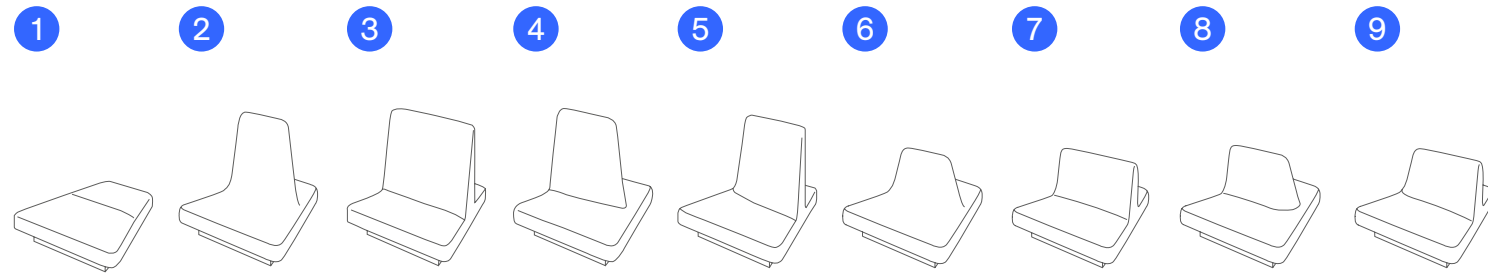






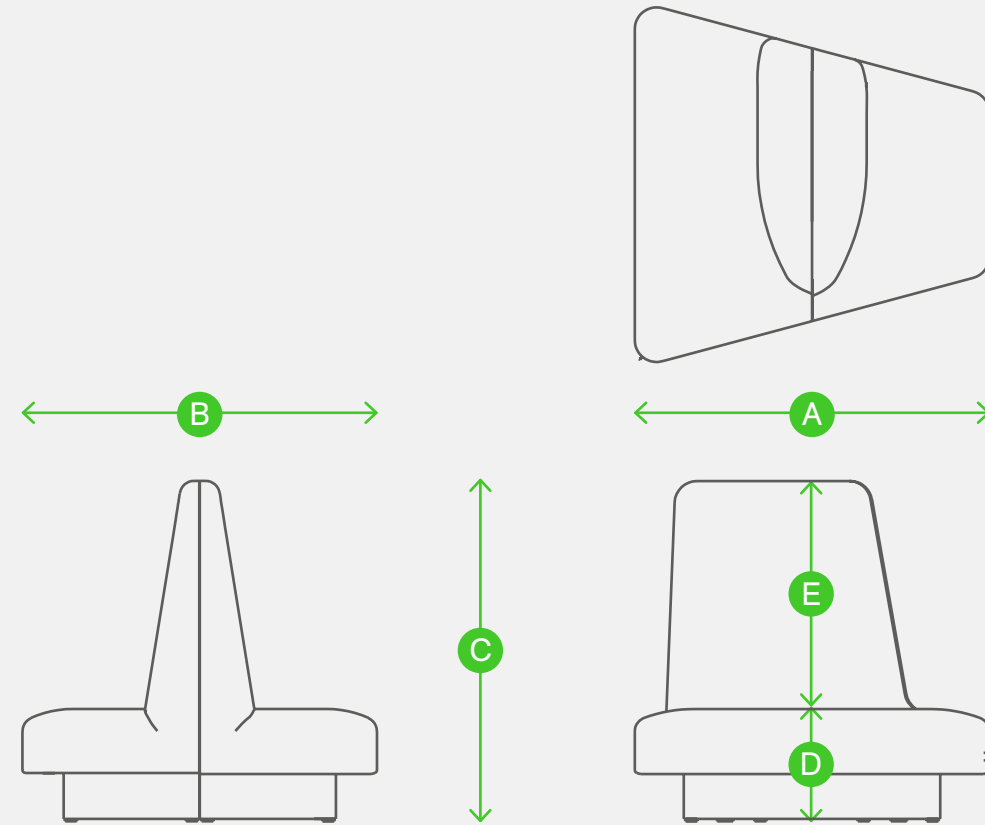


# Rhyme Modular Seating Technical Specifications



Product Code and Description <small>All dimensions quoted are rounded to the nearest 5mm or nearest 1/2 inch</small>	A Overall Width	B Overall Depth	C Overall Height	D Seat Height	E Height from Seat to Top	G Weight
<b>1</b> NORHN100 Rhyme Bench	1400 mm 55 in	1400 mm 55 in	445 mm 17.5 in	445 mm 17.5 in		75 kg 165 lbs
<b>2</b> NORHN200 Rhyme Single	1400mm 55in	1400 mm 55 in	1355 mm 53.5 in	445 mm 17.5 in	910 mm 36in	108.3 kg 238.8 lbs
<b>3</b> NORHN300 Rhyme Middle	1400 mm 55 in	1400 mm 55 in	1355 mm 53.5 in	445 mm 17.5 in	910 mm 36in	110.8 kg 244.3 lbs
<b>4</b> NORHN400 Rhyme End A	1400 mm 55 in	1400 mm 55 in	1355 mm 53.5 in	445 mm 17.5 in	910 mm 36in	125 kg 275.6 lbs
<b>5</b> NORHN500 Rhyme End B	1400 mm 55 in	1400 mm 55 in	1355 mm 53.5 in	445 mm 17.5 in	910 mm 36in	125 kg 275.6 lbs
<b>6</b> NORHN250 Rhyme Low Single	1400 mm 55 in	1400 mm 55 in	850 mm 33.5 in	445 mm 17.5 in	405 mm 16 in	98.9 kg 213.6 lbs
<b>7</b> NORHN350 Rhyme Low Middle	1400 mm 55 in	1400 mm 55 in	850 mm 33.5 in	445 mm 17.5 in	405 mm 16 in	96.5 kg 212.7 lbs
<b>8</b> NORHN450 Rhyme Low End A	1400 mm 55 in	1400 mm 55 in	850 mm 33.5 in	445 mm 17.5 in	405 mm 16 in	93 kg 205 lbs
<b>9</b> NORHN550 Rhyme Low End B	1400 mm 55 in	1400 mm 55 in	850 mm 33.5 in	445 mm 17.5 in	405 mm 16 in	93 kg 205 lbs

## Measuring Guide



# Rhyme Modular Seating Technical Specifications

## Testing

Our chairs are designed to meet or exceed all EN performance requirements per **EN16139:2013**, which includes the following tests:

- Seat and back static load test
- Seat front edge static load test
- Vertical static load on back
- Foot rest and leg rest static load test
- Arm sideways static load test
- Arm downwards static load test
- Vertical upwards static load on arm rests
- Seat and back durability test
- Seat front edge durability test
- Leg forward static load test
- Leg sideways static load test
- Seat impact test
- Back impact test
- Arm impact test

## Structural Testing Certifications

### **NORHN400**

Rhyme end A

**BS EN 16139,2013, Level 1**

Static load 160kg

## Flammability

The cold cure foam material has been tested to meet the following standards:

British standard  
**5852:2006 Part 2**

California Technical Bulletin  
**117-2013**

Italian standards  
**UNI 9175-CLASS 1.IM**

The flammability standard of the covering fabric is dependent on the choice made by the customer, details of the flammability rating of specific fabrics can be found on supplier's websites listed below.

[www.kvadrat.dk](http://www.kvadrat.dk)

[www.camirafabrics.com](http://www.camirafabrics.com)

[www.butefabrics.com](http://www.butefabrics.com)

[www.panaz.com](http://www.panaz.com)

[www.maharam.com](http://www.maharam.com)

[www.vescom.com](http://www.vescom.com)

[www.ultrafabricsllc.com](http://www.ultrafabricsllc.com)

[www.crestleather.com](http://www.crestleather.com)

## Servicing



If a component is damaged and needs replacing then please email our team with an image of the damaged part and reference your order number, we will be happy to facilitate any replacements.

## Warranty



naughtone offers a **10 Year** warranty across all products. Details on the terms and conditions of naughtones warranty can be found at [naughtone.com/warranty](http://naughtone.com/warranty)

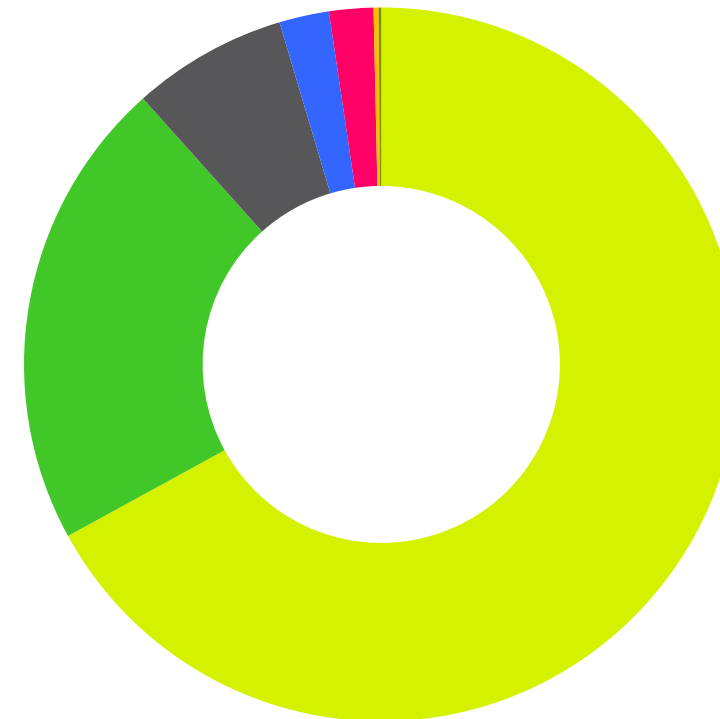
# Rhyme Modular Seating Environmental Product Summary

# Rhyme Modular Seating Environmental Product Summary

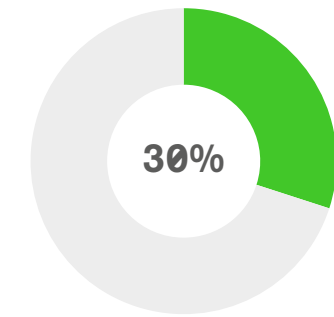


## Material Percentage Split

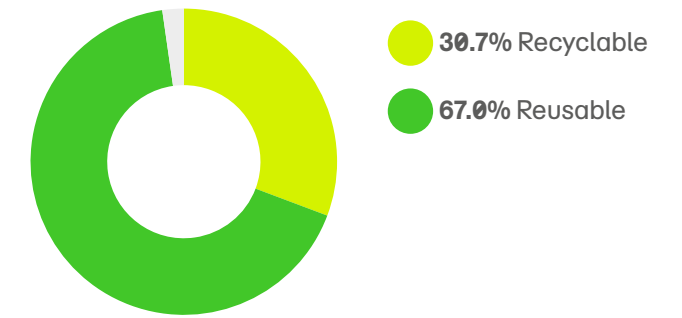
- 67.02% Birch Plywood
- 21.35% Mild Steel
- 7.03% CMHR Foam
- 2.25% Fabric
- 2.00% Polypropylene
- 0.23% Mild Steel Zinc Plated
- 0.12% Stainless Steel



## Post Consumer Recycled Content



## Recyclable Content



## Product Specific Design Statement

Rhyme seating has a number of different modules within the range, all of which have a very similar percentage of materials within them.

For the purpose of this document we have a specific example from the range:

### Rhyme End A

Rhyme seating is constructed with a CNC cut birch plywood frame. This method produces a very precise and stiff frame, ideal for the accuracy required in modular seating components. The frame is then covered with CMHR foams, then upholstered with the customer selected fabric.

The plinth is constructed from laser cut and bent mild steel, this is then finished with polyester powder coat. All components could be separated by hand for end of life recycling.

## Environment Attributes

- naughtone is **FISP** and **ISO14001** certified
- naughtone is **FSC®certified**
- **125kg** total weight
- **30.7% Recyclable** (foam, plinth, fixings and feet)
- **67% Reusable** (frame)
- **30% Recycled Content** (plinth and fixings)
- **Indoor Advantage™ Gold** ANSI/BIFMA Furniture Emissions Standard (M7.1/X7.1-2011 R2016) and ANSI/BIFMA e-3-2014e (Credits 7.6.1, 7.6.2, 7.6.3)
- **Health Product Declarations** (HPD) reports available

These attributes can help you to achieve criteria towards **LEED, BREEAM, Ska** and **WELL** building certifications



## CSR Statement

naughtone has always considered the environment throughout our design and manufacturing process. We understand that as we continue to grow, so does our potential impact on our surroundings. As most of our raw materials are simple, we have great control over their sources, and are proud to be able to offer **FSC®certified** upholstered products and use recycled metals in our table ranges. The addition of our North American manufacturing provision also helps to keep manufacturing miles to a minimum, as our market continues to grow in the USA. Finally, naughtone offers a 'bring back' programme, where the client is able to return the product to our factory, where we will be happy to breakdown and recycle the parts for you.

Where sustainable sources are quoted, and a chain of custody is required by a customer this must be indicated on the purchase order to naughtone. A chain of custody requested after an order has been placed or delivered may be difficult to recover.

Figures stated in the Environmental product summary may vary based on model and options selected, we have based this document on a specific example when produced in the United Kingdom. Recycled content calculations are taken from supplier information and industry averages, material variables are likely to affect the figures which may result in higher or lower percentages.

This document will be reviewed and updated periodically and is subject to change without notice.







## 1 Design

Every aspect of the naughtone product ranges has been designed with the environment considered, from ethical material choice and production efficacy to storage efficiency and ease of disassembly.

Dense foam sets and resilient fabrics are selected for their longevity and effectiveness across sectors. Durable high quality finishes such as powder coated bases in a range of colours allow clients the freedom of finish options. Finish samples are available allowing clients to make informed decisions and retain to add to their finish libraries for future reference.

## 2 Raw Material

Local supply of raw materials is employed for the production of our products when possible, procured from suppliers that are quality inspected for extraction methods and meet the highest environmental standards.

## 3 Production

As many of our products are assembled by hand the energy expenditure wasted from machinery during the production process is kept to a minimum.

All fabrics are cut to ensure optimum efficiency with fabric usage and reduced waste consumption per unit.

All production sites have recycling facilities for any excess product that cannot be used elsewhere, which is then managed by a professional third party.

## 4 Distribution

Distribution of naughtone products generally occurs directly between the manufacturing site to the client. Production is localised when possible to the US or UK regions, reducing the carbon footprint and miles travelled for each product.

Many items are flat packed for delivery or shipped disassembled with efficient, minimised packaging; optimizing the transportation vessel space.

## 5 Usage

naughtone products do not require energy or water to function, thus no environmental exchange takes place and no waste is generated during the life of the product.

The only foreseeable need is the cleaning of the product for general maintenance. This includes regular vacuuming to remove dirt and dust particles on upholstery items, and using a dry or damp cloth to wipe non-upholstery items.

This is recommended for all products utilised under conditions of normal wear and is expected to have negligible environmental impacts.

## 6 End of Life

Although our products are durable and demonstrate timeless design, naughtone products are manufactured in such a way that they can be easily disassembled at the end of life and most of the componentry can be either recycled or re-used as applicable.

As a company we are also happy to accept the return of products, to help re-home or recycle furniture or components at the end of the products useful life.

### UK Showroom

6 Bakers Yard  
Clerkenwell  
London EC1R3DD  
T: +44 (0)20 389 22 788

### US Showroom

Suite 11-88,  
222 Merchandise Mart Plaza  
Floor 11,  
Chicago IL 60654

### naughtone HQ

Knaresborough Tech Park  
Manse Lane  
Knaresborough HG5 8LF

T: +44 (0) 1423 816 500  
E: sales@naughtone.com

[www.naughtone.com](http://www.naughtone.com)