

# MAGIS

Tambour by Ronan & Erwan Bouroullec



# Ronan & Erwan Bouroullec



## Profile:

Ronan Bouroullec (born in 1971) and Erwan Bouroullec (born in 1976) have been working together for more than twenty years now. Their collaboration is a permanent dialogue, nourished by their distinct personalities and a shared notion of diligence, with the intention to achieve greater balance and refinement.


In 1997, they presented their Disintegrated Kitchen at the Salon du Meuble in Paris, where it was spotted by Giulio Cappellini, who gave them their first industrial design commissions. The Bouroullecs have been working with Magis since 2004, designing three complete furniture collections – Striped, Steelwood and Officina – as well as additional projects such as Pila chair, Pilo table, Central and Tambour tables. These days, Ronan and Erwan Bouroullec design for numerous manufacturers, including Magis, Vitra, Kvadrat, Kartell, Established and Sons, Ligne Roset, Axor, Alessi, Issey Miyake, Cappellini, Mattiazzi, Flos, Mutina,

Hay and more recently Glas Italia and Iittala. They also continue to carry out their own experimental activity which is essential to the development of their work at Galerie kreò, Paris, where four exhibitions of their designs were held between 2001 and 2012. They also embark on occasional architectural projects.

Voted Designers of the Year at the Salon du Meuble in 2002, their other awards include the Compasso d'Oro won in 2011 for the Steelwood chair they designed for Magis.

Several exhibitions have been devoted to their work.

In 2012, Phaidon Press published *Works*, a comprehensive monographic book about Ronan and Erwan Bouroullec. Previously, two other monographs had been published about the Bouroullec brothers' design work: *Ronan et Erwan Bouroullec – Catalogue de Raison* (Paris: Images Modernes / kreò, 2002) and *Ronan et Erwan Bouroullec* (Paris: Phaidon Press, 2003).



# Design and

“Tambour is a collection of side tables that would fit into almost any setting, next to a faded sofa from the 50’s, or in the sleek lounge of a modern night spot. With this idea in mind, we needed to find a common language that would form the basis for a range of variations and permutations.

Tambour tables feature a very industrial design in die-cast aluminium, and are available with one or two tops, and with (only for the aluminium version) or without wheels. We shaped these tables to strike a balance between formal elegance and simplicity, as our aim was to achieve a discretion for this object that has no explicit pretensions of modernity.”

*Ronan & Erwan Bouroullec*

Tambour coffee tables are now available in a new variant with a concrete top that can also be used outdoors.

The legs are in die-cast aluminium, polished (for indoor use) or painted in polyester powder (for outdoor use). This new version of Tambour is available in two different heights and in a range of shapes and colours for the table tops.



# Engineering



“We shaped  
these tables to  
strike a balance



between formal  
elegance and  
simplicity”

Ronan & Erwan Bouroullec



# Information



## Product

### ALUMINIUM VERSION

Low tables for domestic and contract use (bars and restaurants).

Materials: frame in polished die-cast aluminium and top in polished aluminium.

### CONCRETE TOP VERSION

Low tables for domestic and contract use (bars and restaurants).

Materials: frame in polished die-cast aluminium or in powder coated aluminium (for outdoor version). Top in liquid painted concrete (glossy finish).





Aluminium Version

Round h 36 cm /



Frame / Polished  
Top / Polished

Round h 65 cm /



Frame / Polished  
Top / Polished

Round on wheels h 65 cm /



Frame / Polished  
Top / Polished

Materials /

Frame in die-cast aluminium /



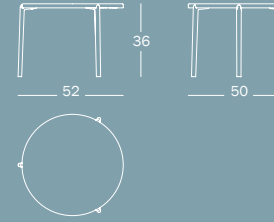
Polished

Top in aluminium /

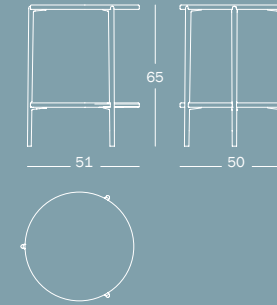


Polished

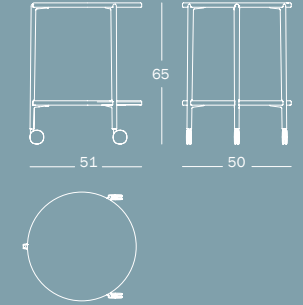
Round h 65 cm /



Round h 36 cm /



Round on wheels h 36 cm /



PRODUCT CARE

We recommend using a soft rag, either dry or wet. When needed, use ph-balanced soap diluted in water. Do not use abrasive sponges as they may leave scratches. Immediately dry after washing with a soft rag or chamois leather. Never leave water or other liquids to stagnate on metal parts. Avoid contact with all acidic substances. Small marks or irregularities, which might be visible on the surface, should not be considered as faults, but on the contrary as technical results of the nature of natural aluminium and its brushing and polishing by hand. Aluminium is very likely to dull while using. Periodic maintenance and cleaning allow the product to keep its original look and lengthen the duration of its performance. We recommend using specific cleaning products for aluminium.

WARNING

Do not use different cleaning products from the ones mentioned above. Do not use the product in an improper way. Do not stand on it or use it as a ladder. Once disused, please make sure that this product is disposed in an environment-friendly way.



A black leather sofa with a textured surface. It is decorated with three pillows: a white pillow with a blue cross, an orange pillow with a black circle, and a plain white pillow. The sofa is set against a wall covered in white plastic sheeting.

A two-tiered glass coffee table with a chrome frame. The top tier holds several small toy trucks, including a white one and a red one. The bottom tier is empty.

A two-tiered glass coffee table with a chrome frame. The top tier holds a newspaper, two black mugs, and a pen. The bottom tier is empty.

A green armchair with a textured, felt-like upholstery and three white legs. It is positioned in the foreground on the left side of the image.

Concrete Version

Triangular h 36 cm /



Frame / Polished  
White

Concrete top / Colours  
Colours 🌀

Triangular h 65 cm /



Frame / Polished  
White

Concrete top / Colours  
Colours 🌀

Rhomboidal h 36 cm /



Frame / Polished  
White

Concrete top / Colours  
Colours 🌀

Rhomboidal h 65 cm /



Frame / Polished  
White

Concrete top / Colours  
Colours 🌀

Rectangular h 36 cm /



Frame / Polished  
White

Concrete top / Colours  
Colours 🌀

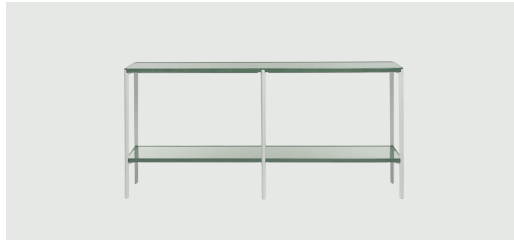
Rectangular h 65 cm /



Frame / Polished  
White

Concrete top / Colours  
Colours 🌀

Rectangular h 65 cm /



Frame / Polished  
White


Concrete top / Colours  
Colours 🌀

Materials /

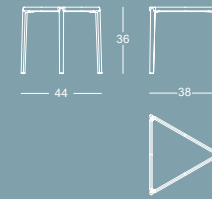
Frame in aluminium /



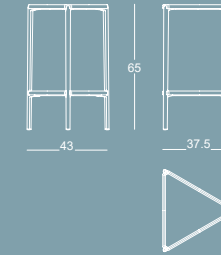
Concrete top painted /



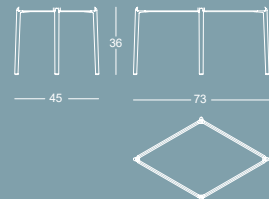
Triangular h 36 cm /



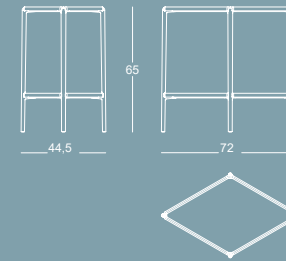
Triangular h 65 cm /



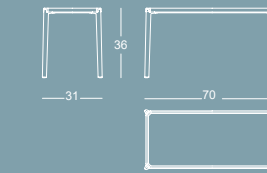
Rhomboidal h 36 cm /



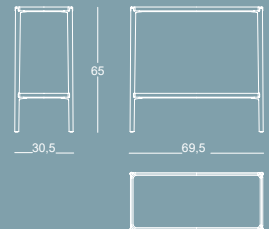
Rhomboidal h 65 cm /



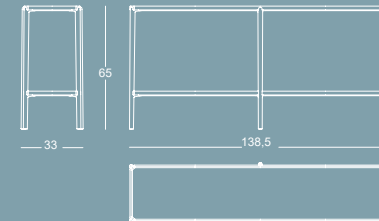
Rectangular h 36 cm /



Rectangular h 65 cm /



Rectangular h 65 cm /



PRODUCT CARE

We recommend using a soft rag, either dry or wet. When needed, use ph-balanced soap diluted in water. Do not use abrasive sponges as they may leave scratches. Immediately dry after washing with a soft rag or chamois leather. Never leave water or other liquids to stagnate on metal parts. Avoid contact with all acidic substances. The top of Tambour is crafted in hand-poured concrete. This means each top is a unique and original piece. Any surface imperfections or flaws in the finish are therefore a natural result of this production process, and are not to be considered production defects as they highlight the handcrafted nature of the item. Small marks or irregularities, which might be visible on the surface of the polished legs, should not be considered as faults, but on the contrary as technical results of the nature of natural aluminium and its brushing and polishing by hand. Aluminium is very likely to dull while using. Periodic maintenance and cleaning allow the product to keep its original look and lengthen the duration of its performance. We recommend using specific cleaning products for aluminium.

WARNING

Do not use different cleaning products from the ones mentioned above. Do not use the product in an improper way. Do not stand on it or use it as a ladder. Once disused, please make sure that this product is disposed in an environment-friendly way.



