

MAGIS

Elysée by Pierre Paulin



Pierre Paulin



Profile:

Born in Paris in 1927, Pierre Paulin made his début in the design field in the 50s (after studying stone carving and clay modelling at the École Camondo in Paris) becoming immediately known for his iconic and innovative designs (such as his sculpture-seats Mushroom, Tongue Chair, Ribbon Chair), which to some degree anticipated the approaching social revolutions through the lifestyles they encouraged.

In the 70s he was commissioned by the French President Pompidou to fit out a series of reception rooms in the Élysée Palace, bringing modernity to this setting through his emblematic and innovative style.

In these same years, Paulin also collaborated with Le Mobilier National, renovating the Denon wing of the

Louvre and various other important locations in Paris.

He was a designer with a complex personality, and has been celebrated and exhibited all over the world as a recognized master of universal design.

An architect of “imagery”, he created a style, albeit at times unwillingly, deeply marking our everyday life with his sweet, harmonic and evocative shapes and their great innovative content.

He was one of the few designers in the world who – from the 50s to the present day – has never ceased to be modern.

The last works of his 60-year-long career (Pierre Paulin died in June 2009) are low chair Flower, and the Élysée shelving system, designed for Magis, which are the fruit of a rewarding collaboration begun in 2001.



Design and

The modular shelving system Elysée was born from the collaboration between Magis and the French designer Pierre Paulin. It was September 2002 when Eugenio Perazza, Magis founder, went to visit Paulin in a small town, St. Romain des Codieres, in the Cevennes, where he had retired since 1990.

“For many years he had hung his pencil on the wall, I convinced him to resume his old work with these words: “Pierre, maybe you no longer need design, but design still needs you!” He was a myth of design, of great visionary and prophetic acumen” says Perazza.

A beautiful collaboration began and in 2009 the Flower armchair and the Elysée shelving system were born.

The origins of Elysée date back to 1971. In this year Pierre Paulin was commissioned to fit out the lounge, the dining room, the smoking room and the library of the private apartments for the President Pompidou at the Elysée Palace in collaboration with the Mobilier National. On that occasion he designed a smoked methacrylate shelving which was then the starting point for our bentwood bookcase.

Elysée is a shelving system that can be modulated in an endless series of compositions. It's available in natural maple plywood, in American walnut plywood and in painted oak plywood (black or red). The modules can be combined according to your needs thanks to the “T” joints in white or black ABS, to create different and infinite compositions. It can be placed not only against the wall but also as a partition element in the middle of the room.



Engineering



The modules of Elysée can be combined according to your needs



thanks to the T joints, to create an endless series of compositions.



LA CASA ECOLOGICA TERENCE CONRAN
SOTTASS
CITY BY LANDSCAPE
DAS F-PRINZIP
CONCRETE IDEAS
UNINTERNATIONALITY
DISPLAY, COMMERCIAL SPACE & SIGN DESIGN
VOL. 30

INTERNI ZEN
DESIGN
ARREDARE LOFT
Bosch
LIVING IN CHINA

BY THE LIGHT OF THE SEA
THE WORLD ARCHITECTURE
ROMAN WORLD
CONCEPTS OF ARCHITECTURE



Information



Product

BASIC MODULE / STACKING MODULE

In maple plywood natural, in oak painted plywood and in American walnut plywood.

T SHAPED JOINT

In white ABS for modules in maple natural and in black ABS for all the other finishes.

WALL HOOK

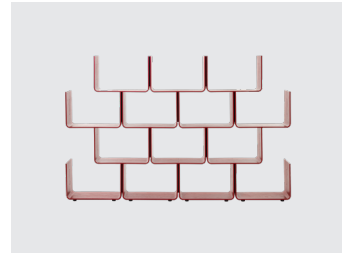
In galvanized steel.



Maple natural 7030



Oak painted black



Oak painted red




American walnut


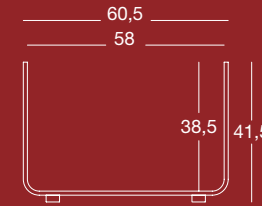
Plywood /



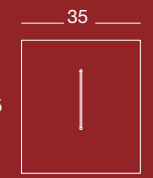
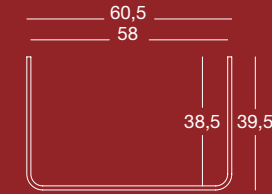
Joint in ABS /



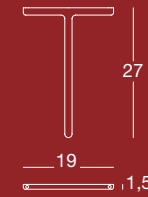
Basic module




Stacking module



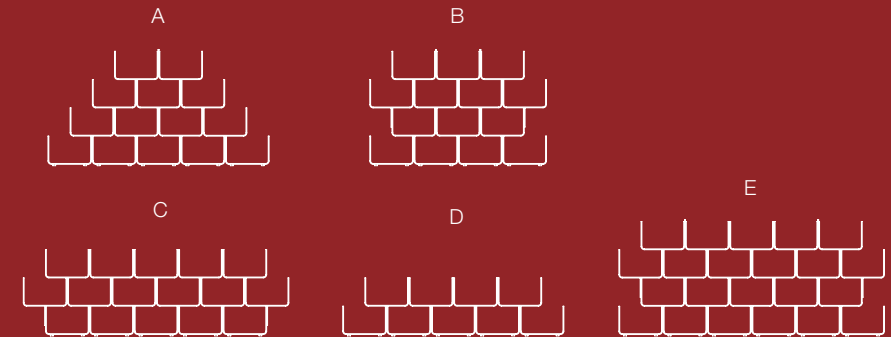
T shaped joint



Wall hook



Examples of composition



PRODUCT CARE

We recommend using a soft rag, either dry or wet. If desired, use ph-balanced liquid soap especially formulated for wood, diluted in water. Avoid using acidic products, solvents and products containing ammonia. Periodic maintenance and cleaning allows the products to keep their original look and lengthens the duration of their performance.

WARNING

Do not use the product in an improper way: do not use different cleaning products from the ones mentioned above; do not place hot containers on it, do not sit down or stand on the modules. Once disused, please make sure that this product is disposed in an environment-friendly way.



