

## Perch Light Branch

UMUT YAMAC



What is more poetic and elegantly captivating than a bird perched on a branch, flirting, singing and celebrating life? We all recognize this image and steal a moment from our precious time to admire this triumph of nature and beauty.

---

### *Detailing*



These sunlit birds are free to swing when softly touched. They gently glow and bring along the promise of spring.

---

### *Colours*



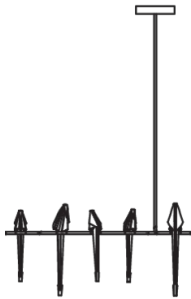
Brass and white

# Perch Light Branch / Large

## Dimensions

112cm | 44.1"

41cm | 16.1"



53cm | 20.9"

## Product

**WIDTH** 112cm | 44.1"

**HEIGHT** 53cm | 20.9"

**DEPTH** 41cm | 16.1"

**WEIGHT NETTO** 9kg | 19.84lbs

## Packaging

**WIDTH** 34cm | 13.4"

**HEIGHT** 53cm | 20.9"

**CUBAGE** 0.21m<sup>3</sup> | 7.32ft<sup>3</sup>

**LENGTH** 115cm | 45.3"

**WEIGHT** 9kg | 19.84lbs

## Technical CE

### ADDITIONAL

Includes 3 small and 2 large birds. Minimum of 30cm/11,8" from ceiling. One straight connector included. Suspension poles included with set 1: 2x50cm, 2x15cm, 2x10cm (150cm total) finished in matching colour.

### MATERIAL

Steel and aluminium frame with polycarbonate (PC) and synthetic paper birds.

### ENERGY LABEL

B

### LIGHTSOURCE TYPE

LED

### LIGHTSOURCE INCLUDED

Yes

### NUMBER OF LIGHTSOURCES

5

### SHAPE

Linear

### INPUT VOLTAGE

180-240V

### FREQUENCY

50/60

### MAX POWER CONSUMPTION

15W

### LAMPHOLDER

LED (Solid state)

### LIFETIME

50000 hours

### CABLE COLOUR

Black

### CABLE LENGTH

400cm | 157.5"; 1000cm | 393.7"

### CANOPY

Matching steel cylinder

### COLOUR TEMPERATURE

3000 K

### CRI

80

### LIGHT DIRECTION

All directions

### LIGHT OUTPUT

560 lm

**DIMMING & LIGHTING CONTROL**

0-10V, 1-10V, Push / Pulse dim on Low Voltage (SELV), Potentiometer

*See last page for more information about the dimming possibilities.*



---

*Technical UL***ADDITIONAL**

Includes 3 small and 2 large birds. Minimum of 30cm/11,8" from ceiling. One straight connector included. Suspension poles included with set 1: 2x50cm, 2x15cm, 2x10cm (150cm total) finished in matching colour.

**MATERIAL**

Steel and aluminium frame with polycarbonate (PC) and synthetic paper birds.

**ENERGY LABEL**

B

**LIGHTSOURCE TYPE**

LED

**LIGHTSOURCE INCLUDED**

Yes

**NUMBER OF LIGHTSOURCES**

5

**SHAPE**

Linear

**INPUT VOLTAGE**

90-305V

**FREQUENCY**

50/60

**MAX POWER CONSUMPTION**

20W

**LAMPHOLDER**

LED (Solid state)

**LIFETIME**

50000 hours

**CABLE COLOUR**

Black

**CABLE LENGTH**

400cm | 157.5"

**CANOPY**

Matching steel cylinder

**COLOUR TEMPERATURE**

3000 K

**CRI**

80

**LIGHT DIRECTION**

All directions

**LIGHT OUTPUT**

560 lm

**DIMMING & LIGHTING CONTROL**

1-10V, PWM, Potentiometer

*See last page for more information about the dimming possibilities.*



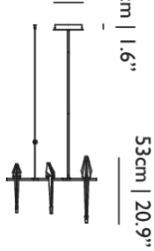
# Perch Light Branch / Small

## Dimensions

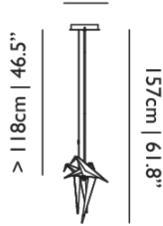
73cm | 28.7"



24cm | 9.5"



36cm | 14.2"



## Product

**WIDTH** 73cm | 28.7"

**HEIGHT** 53cm | 20.9"

**DEPTH** 36cm | 14.2"

**WEIGHT NETTO** 7kg | 15.43lbs

## Packaging

**WIDTH** 36cm | 14.2"

**HEIGHT** 41cm | 16.1"

**CUBAGE** 0.14m<sup>3</sup> | 4.85ft<sup>3</sup>

**LENGTH** 93cm | 36.6"

**WEIGHT** 7kg | 15.43lbs

## Technical CE

### ADDITIONAL

Includes 3 small and 2 large birds. Minimum of 30cm/11,8" from ceiling. One straight connector included. Suspension poles included with set 1: 2x50cm, 2x15cm, 2x10cm (150cm total) finished in matching colour.

### MATERIAL

Steel and aluminium frame with polycarbonate (PC) and synthetic paper birds.

### ENERGY LABEL

C

### LIGHTSOURCE TYPE

LED

### LIGHTSOURCE INCLUDED

Yes

### NUMBER OF LIGHTSOURCES

3

### SHAPE

Linear

### INPUT VOLTAGE

100-240V

### FREQUENCY

50/60

### MAX POWER CONSUMPTION

15W

### LAMPHOLDER

LED (Solid state)

### LIFETIME

50000 hours

### CABLE COLOUR

Black

### CABLE LENGTH

400cm | 157.5"; 1000cm | 393.7"

### CANOPY

Matching steel cylinder

### COLOUR TEMPERATURE

3000 K

### CRI

80

### LIGHT DIRECTION

All directions

### LIGHT OUTPUT

336 lm

**DIMMING & LIGHTING CONTROL**

0-10V, 1-10V, Push / Pulse dim on Low Voltage (SELV), Potentiometer

*See last page for more information about the dimming possibilities.*



---

*Technical UL***ADDITIONAL**

Includes 3 small and 2 large birds. Minimum of 30cm/11,8" from ceiling. One straight connector included. Suspension poles included with set 1: 2x50cm, 2x15cm, 2x10cm (150cm total) finished in matching colour.

**MATERIAL**

Steel and aluminium frame with polycarbonate (PC) and synthetic paper birds.

**ENERGY LABEL**

C

**LIGHTSOURCE TYPE**

LED

**LIGHTSOURCE INCLUDED**

Yes

**NUMBER OF LIGHTSOURCES**

3

**SHAPE**

Linear

**INPUT VOLTAGE**

90-264V

**FREQUENCY**

50/60

**MAX POWER CONSUMPTION**

20W

**LAMPHOLDER**

LED (Solid state)

**LIFETIME**

50000 hours

**CABLE COLOUR**

Black

**CABLE LENGTH**

1000cm | 393.7"; 400cm | 157.5"

**CANOPY**

Matching steel cylinder

**COLOUR TEMPERATURE**

3000 K

**CRI**

80

**LIGHT DIRECTION**

All directions

**LIGHT OUTPUT**

336 lm

**DIMMING & LIGHTING CONTROL**

1-10V, PWM, Potentiometer

*See last page for more information about the dimming possibilities.*



## *Dimming & Lighting Control*

### *0-10V*

The luminaire is dimmable by using an either internally mounted or externally placed 0-10V dimmer switch. 0-10V is a dimming system widely used in some parts of the world, for example in North-America. This method will need its own wiring. Dimming quality is perfect, without flicker, the range can be limited and the luminaire can be dimmed to off.

Compatible models: Large CE, Small CE

---

### *1-10V*

The luminaire is dimmable by using an either internally mounted or externally placed 1-10V dimmer switch. 1-10V is a dimming system widely used in some parts of the world, for example in North-America. This method will need its own wiring. Dimming quality is perfect, without flicker, the range can be limited and the luminaire cannot be dimmed to off. To turn off the luminaire a switch is needed.

Compatible models: Large CE, Large UL, Small CE, Small UL

---

### *Push / Pulse dim on Low Voltage (SELV)*

The luminaire is dimmable by using an either internally mounted or externally placed low voltage momentary switch or pushbutton switch. This switch will need its own low voltage wiring. The switch should be of the type 'normal off - momentary on'. The luminaire dims perfectly when the switch makes and holds contact. A short press switches between on and off.

Compatible models: Large CE, Small CE

---

### *Potentiometer*

The luminaire is dimmable by turning a potentiometer knob that is either internally mounted or externally placed. This dimmer will need its own low voltage wiring, hiring a professional installer is advised. The lamp is perfectly dimmable. Most knobs can be used to also turn the luminaire on/off.

Compatible models: Large CE, Large UL, Small CE, Small UL

---

### *PWM*

The luminaire is dimmable by using a low voltage Pulse Width Modulation dimmer. This dimmer will need its own low voltage wiring, hiring a professional installer is advised. By using PWM the luminaire will dim perfectly over its full range. In some cases, a little flicker can be experienced in the lower range.

Compatible models: Large UL, Small UL

---