

m o o o i

## Raimond II Zafu


RAIMOND PUTS



The Raimond Zafu creates an extra-terrestrial effect with its elliptical shape and tiny LED-lights. Like its spherical family members, the Raimond Zafu is made from the same elegant metal strips and mathematical ingredients. The name Zafu comes from the transcendental shape inspired by designer Raimond Puts' meditation cushion. Raimond Zafu is compatible with our Wireless Wall Switch, for quick and easy dimming that gives you full control over the light output.

---


### *Detailing*



With the optional Wireless Wall Switch, dimming is made even easier. With just one click you control the lights and mood.

---

### *Colours*




Stainless steel

# Raimond II Zafu / Raimond II Zafu, 75

## Dimensions

75 cm | 29.5"



30cm | 12"

## Product

**WIDTH** 75cm | 29.5"  
**HEIGHT** 39cm | 15.4"  
**DEPTH** 75cm | 29.5"  
**DIAMETER** 75cm | 29.5"  
**WEIGHT NETTO** 2kg | 4.4lbs

## Packaging

**WIDTH** 83cm | 32.7"  
**HEIGHT** 39cm | 15.4"  
**CUBAGE** 0.27m<sup>3</sup> | 9.49ft<sup>3</sup>  
**LENGTH** 83cm | 32.7"  
**WEIGHT** 5kg | 11.02lbs

## Technical UL / CE

### ADDITIONAL

Compatible with our Wireless Wall Switch, for quick and easy dimming that gives you full control over the light output.

### MATERIAL

Stainless Steel Ellipsoid (indoor use, not resistant to marine environments) with PMMA lenses

### ENERGY LABEL

B

### LIGHTSOURCE TYPE

LED

### LIGHTSOURCE INCLUDED

Yes

### NUMBER OF LIGHTSOURCES

162

### INPUT VOLTAGE

120-250V

### FREQUENCY

50/60

### MAX POWER CONSUMPTION

26W

### LAMPHOLDER

LED (Solid state)

### LIFETIME

50000 hours

### CABLE COLOUR

Transparent with tinned cores

### CABLE LENGTH

250cm | 98.4"; 1000cm | 393.7"

### CANOPY

Pebble III Steel Coated, ABS

### COLOUR TEMPERATURE

2500 K

### CRI

92

### LIGHT DIRECTION

All directions

### LIGHT OUTPUT

1062 lm

**DIMMING & LIGHTING CONTROL**

DALI dt6, Push / Pulse dim on Line Voltage, Wireless  
Wall Switch, Mains / ELV dimming is not possible

*See last page for more information about the dimming possibilities.*



## *Dimming & Lighting Control*

### *DALI dt6*

The luminaire is dimmable by integrating it into a DALI network. This is an universal and professional standard in home automation systems with endless control possibilities and ease. We advise to hire a professional to integrate the luminaire into your DALI network.

Compatible models: Raimond II Zafu, 75 UL, Raimond II Zafu, 75 CE

---

### *Push / Pulse dim on Line Voltage*

The luminaire is dimmable by using an external momentary switch or pushbutton switch. The switch is usually mounted on an existing wall socket. In some cases a Phase or Control wire needs to be added to your home's wiring. The switch should be suitable for use with line voltage and of the type 'normal off - momentary on'. The luminaire dims perfectly when the switch makes and holds contact. A short press switches between on and off.

Compatible models: Raimond II Zafu, 75 UL, Raimond II Zafu, 75 CE

---

### *Wireless Wall Switch*

With our Wireless Wall Switch, you'll have full control over your Moooi lighting design with one touch. Our Wireless Wall Switch comprises two components, a wall switch and radio device to put in the canopy of your Moooi lighting design. The wall switch can be integrated in System 55 or Decora style wall switches. The Wireless Wall Switch communicates via Bluetooth with the radio device in the luminaires canopy. Within moments you can enjoy full and fluent dimming, all the way to dark.

Compatible models: Raimond II Zafu, 75 UL, Raimond II Zafu, 75 CE

---

### *Mains / ELV dimming is not possible*

Mains and/or ELV dimming is not possible. The wireless wall switch is advised for dimming in this case.

Compatible models: Raimond II Zafu, 75 UL, Raimond II Zafu, 75 CE

---