


m o o o i

Raimond II Dome

RAIMOND PUTS




The Raimond Dome is made of the same mathematical ingredients as its spherical family members. Also punctuated by tiny LED lights but amplified with a powerful light source in its centre. Looking at the Raimond Dome feels like staring into the soft glow of a starry night, making it the perfect light for dining under the stars. Designer Raimond Puts passed away before he could see the final design. Together with Raimond's wife, artist & designer Tis Ernst, Moooi completed the Raimond Dome. Raimond Dome 79 is compatible with our Wireless Wall Switch, for quick and easy dimming that gives you full control over the light output.

Detailing



The Raimond Dome might be a half sphere, but it can be as brilliant as Sirius. Besides LEDs, Raimond Dome has a spotlight that shines down

Colours




Stainless steel

Raimond II Dome / Raimond II Dome, 79

Dimensions

79 cm | 31.1"



40cm | 15.7"

Product

WIDTH 79cm | 31.1"

HEIGHT 40cm | 15.7"

DEPTH 79cm | 31.1"

DIAMETER 79cm | 31.1"

WEIGHT NETTO 2.5kg | 5.51lbs

Packaging

WIDTH 91cm | 35.8"

HEIGHT 60cm | 23.6"

CUBAGE 0.5m³ | 17.55ft³

LENGTH 91cm | 35.8"

WEIGHT 9kg | 19.84lbs

Technical CE / UL

ADDITIONAL

Compatible with our Wireless Wall Switch, for quick and easy dimming that gives you full control over the light output.

MATERIAL

Stainless Steel Dome (indoor use, not resistant to marine environments) with PMMA lenses

ENERGY LABEL

B

LIGHTSOURCE TYPE

LED

LIGHTSOURCE INCLUDED

Yes

NUMBER OF LIGHTSOURCES

90

INPUT VOLTAGE

120-250V

FREQUENCY

50/60

MAX POWER CONSUMPTION

23W

LAMPHOLDER

LED (Solid state)

LIFETIME

50000 hours

CABLE COLOUR

Transparent with tinned cores

CABLE LENGTH

250cm | 98.4"; 1000cm | 393.7"

CANOPY

Pebble III Steel Coated, ABS

COLOUR TEMPERATURE

2500 K

CRI

92

LIGHT DIRECTION

All directions

LIGHT OUTPUT

1331 lm

DIMMING & LIGHTING CONTROL

DALI dt6, Push / Pulse dim on Line Voltage, Wireless
Wall Switch, Mains / ELV dimming is not possible

See last page for more information about the dimming possibilities.



Dimming & Lighting Control

DALI dt6

The luminaire is dimmable by integrating it into a DALI network. This is an universal and professional standard in home automation systems with endless control possibilities and ease. We advise to hire a professional to integrate the luminaire into your DALI network.

Compatible models: Raimond II Dome, 79 CE, Raimond II Dome, 79 CU

Push / Pulse dim on Line Voltage

The luminaire is dimmable by using an external momentary switch or pushbutton switch. The switch is usually mounted on an existing wall socket. In some cases a Phase or Control wire needs to be added to your home's wiring. The switch should be suitable for use with line voltage and of the type 'normal off - momentary on'. The luminaire dims perfectly when the switch makes and holds contact. A short press switches between on and off.

Compatible models: Raimond II Dome, 79 CE, Raimond II Dome, 79 CU

Wireless Wall Switch

With our Wireless Wall Switch, you'll have full control over your Moooi lighting design with one touch. Our Wireless Wall Switch comprises two components, a wall switch and radio device to put in the canopy of your Moooi lighting design. The wall switch can be integrated in System 55 or Decora style wall switches. The Wireless Wall Switch communicates via Bluetooth with the radio device in the luminaires canopy. Within moments you can enjoy full and fluent dimming, all the way to dark.

Compatible models: Raimond II Dome, 79 CE, Raimond II Dome, 79 CU

Mains / ELV dimming is not possible

Mains and/or ELV dimming is not possible. The wireless wall switch is advised for dimming in this case.

Compatible models: Raimond II Dome, 79 CE, Raimond II Dome, 79 CU
